



2023 Apollo Projects NZ Swimming C...



Swimming New Zealand



LIVE

Points Swimmers Files Scoreboard












- Session 1 Sat | 10:10 AM Session 2 Sat | 05:40 PM Session 3 Sun | 10:10 AM Session 4 Sun | 05:40 PM Session 5 Mon | 10:10 AM Session 6 Mon | 05:40 PM Session 7 Tue | 10:10 AM Session 8 Tue | 05:40 PM

Session 3 Sunday 10:10 AM
7 10:10 AM 100m Backstroke Men Heat
8 10:16 AM 100m Backstroke Women ...
9 10:25 AM 50m Butterfly Men Heat
107 10:30 AM 50m Butterfly Men Multi-C...
10 10:31 AM 50m Butterfly Women Heat
108 10:37 AM 50m Butterfly Women Mult...
11 10:38 AM 200m Freestyle Men Heat
109 10:47 AM 200m Freestyle Men Multi-...
12 10:56 AM 100m Breaststroke Men H...
13 11:00 AM 100m Breaststroke Wome...
110 11:06 AM 200m Freestyle Women M...
14 11:10 AM 200m Freestyle Women He...
301 11:19 AM 50m Butterfly Women Swi...

11 200m Freestyle Men Heat Official
Entries Heats

Total
Rank Competitor Age Club RT FINA Result
1 Reid Zac 23 Neptune Swi... +0.69 1:49.97
2 Claburt Le... 23 Capital Swi... +0.70 1:51.64
3 Clark Louis 21 North Shore ... +0.76 1:52.43
4 Gray Camer... 19 Coast Swim... +0.68 1:53.41
5 Brown Sam 19 Capital Swi... +0.77 1:53.74
6 Hutchins M... 28 Wharenu Sw... +0.71 1:53.76
7 Shivnan Gus 19 Mt Maungan... +0.64 1:55.49
8 Tapper Tyler 20 Wharenu Sw... +0.66 1:55.53
9 Close Nick 20 Pirates Swim... +0.67 1:57.23
10 Potier Jack 16 Coast Swim... +0.72 1:57.73
11 Amyes Josh... 19 Capital Swi... +0.73 1:57.91

150m: 1:26.70 (30.79)    200m: 1:57.91 (31.21)

12	 <b>Faleafa Blake</b>	16	 North Shore ...	+0.66	<b>1:58.06</b> Entry: 1:56.57 (+ 1.49)	QB
	50m: 27.33 150m: 1:27.86 (30.93)		100m: 56.93 (29.60) 200m: 1:58.06 (30.20)			
13	 <b>Alexandre (...</b>	17	New Caledo...	+0.62	<b>1:58.97</b> Entry: 1:58.02 (+ 0.95)	QB
	50m: 25.84 150m: 1:27.38 (31.93)		100m: 55.45 (29.61) 200m: 1:58.97 (31.59)			
14	 <b>Callebaut D...</b>	16	 Aquabladz ...	+0.68	<b>1:59.56</b> Entry: 1:59.58 (- 0.02)	QB
	50m: 27.51 150m: 1:27.89 (30.60)		100m: 57.29 (29.78) 200m: 1:59.56 (31.67)			
15	 <b>Fawkner Do...</b>	19	Mt Maungan...	+0.71	<b>2:01.45</b> Entry: 1:55.41 (+ 6.04)	QB
	50m: 26.98 150m: 1:28.69 (31.99)		100m: 56.70 (29.72) 200m: 2:01.45 (32.76)			
16	 <b>Peck Ryan</b>	17	Parnell Swim...	+0.68	<b>2:01.62</b> Entry: 1:57.92 (+ 3.70)	QB
	50m: 27.42 150m: 1:28.90 (31.66)		100m: 57.24 (29.82) 200m: 2:01.62 (32.72)			
17	 <b>Loann (V) C...</b>	16	New Caledo...	+0.62	<b>2:01.92</b> Entry: 1:59.81 (+ 2.11)	
	50m: 27.25 150m: 1:29.38 (31.78)		100m: 57.60 (30.35) 200m: 2:01.92 (32.54)			
18	 <b>O'Connor Lu...</b>	17	Pukekohe S...	+0.68	<b>2:02.28</b> Entry: 1:59.28 (+ 3.00)	
	50m: 26.55 150m: 1:29.46 (32.79)		100m: 56.67 (30.12) 200m: 2:02.28 (32.82)			
19	 <b>Jiang Chris</b>	17	United Swim...	+0.68	<b>2:03.96</b> Entry: 1:59.75 (+ 4.21)	
	50m: 28.25 150m: 1:31.78 (32.38)		100m: 59.40 (31.15) 200m: 2:03.96 (32.18)			
20	 <b>Han Michael</b>	18	Club 37	+0.63	<b>2:05.53</b> Entry: 1:57.47 (+ 8.06)	
	50m: 27.41 150m: 1:30.53 (33.16)		100m: 57.37 (29.96) 200m: 2:05.53 (35.00)			